

Summary

CITY OF BUENA PARK
Schedule of Annual Appropriation Limitation
for Fiscal Years 2012-13 and 2013-14

	<u>2012-13</u>	<u>2013-14</u>
Cumulative Growth Rate	1.9209%	1.0877%
Appropriations Limit	\$182,935,536	\$198,978,983
Projected Revenues from Proceeds of Taxes	\$48,804,780	\$47,869,340
Amount of Projected Revenues Below the Maximum Revenue Allowed	\$134,130,756	\$151,109,643
Percentage Under Appropriation Limitation	73.32%	75.94%

Article XIII B of the California Constitution, more commonly known as the Annual Appropriation Limitation or "Gann Limit", specifies the amount of allowable revenue that the City of Buena Park can appropriate from the proceeds of taxes. The City's Appropriation Limitation is projected to be approximately \$151.1 million or 75.94% below it's Gann Limit for the 2013-14 fiscal year. In accordance with Proposition 111, the Appropriation Limitation is calculated utilizing a format based on the percentage change in the County's population and the percentage of growth in the City's non-residential assessed valuation.

CITY OF BUENA PARK
Summary of Resources and Requirements
Fiscal Year 2013-14

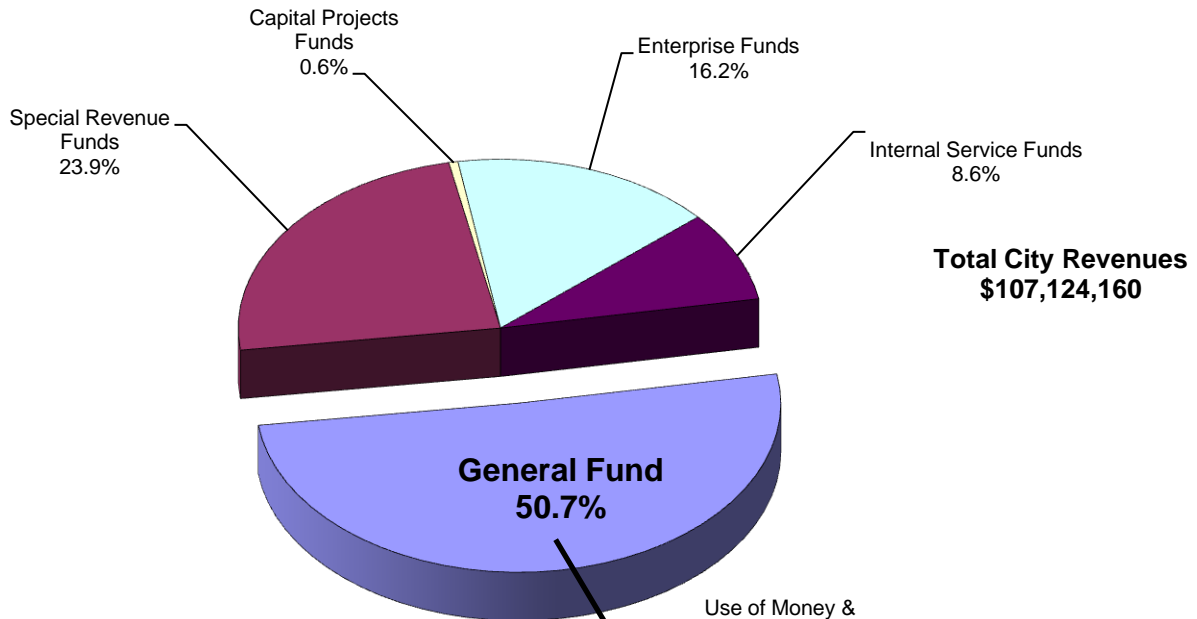
FUND TYPE/DESCRIPTION	Beginning Balance July 2013	Resources		
		Estimated Revenue	Transfers In	Total Resources
<u>General and Special Revenue Funds:</u>				
General Fund	\$ 13,265,870	\$ 54,134,260	\$ 163,690	\$ 67,563,820
Economic Development Fund	-	500,000	\$ 3,365,870	3,865,870
Local Law Enforcement Block Grant Fund	-	-	54,000	54,000
Orange County Anti-Drug Abuse Program Fund	-	-	-	-
Asset Forfeiture Fund	607,000	295,000	-	902,000
Capital Projects Fund	327,000	3,000	100,000	430,000
Proposition 172 PD Augmentation Fund	218,000	303,000	-	521,000
Supplemental Law Enforcement Fund	-	100,000	173,220	273,220
Gas Tax Fund	278,380	2,572,090	-	2,850,470
Measure M Turnback Fund	1,157,100	1,314,250	-	2,471,350
Residential Rehabilitation Fund	-	28,500	-	28,500
HOME Deferred Loan Fund	-	822,000	-	822,000
Community Development Block Grant Fund	-	726,880	-	726,880
State OCATT Fund	-	171,430	-	171,430
Park In-Lieu Fund	4,100,000	500,000	-	4,600,000
Traffic Congestion Relief Fund	149,000	21,000	-	170,000
AB2766/AQMD Fund	-	102,500	-	102,500
Successor Agency to RDA	-	15,082,390	-	15,082,390
General and Special Revenue Fund Total:	20,102,350	76,676,300	3,856,780	100,635,430
<u>Enterprise Fund:</u>				
Water Enterprise Fund	3,343,280	17,328,250	-	20,671,530
<u>Internal Service Funds:</u>				
Workers' Compensation Fund	1,559,000	1,550,000	-	3,109,000
Liability Insurance Fund	(223,000)	18,000	950,000	745,000
Accrued Leave Fund	1,252,000	283,000	-	1,535,000
Equipment Maintenance & Replacement Fund	2,279,000	2,157,020	-	4,436,020
Payroll Revolving Fund	1,955,040	2,055,040	-	4,010,080
Management Information Systems Fund	1,004,000	358,390	-	1,362,390
Facilities Maintenance Fund	46,000	1,891,380	-	1,937,380
Internal Service Funds Total:	7,872,040	8,312,830	950,000	17,134,870
Grand Totals	\$ 31,317,670	\$ 102,317,380	\$ 4,806,780	\$ 138,441,830

Requirements						Surplus (Deficit)	Ending Balance June 2014
Salaries & Benefits	Maintenance & Operations	Capital Equipment	Capital Projects	Transfers Out	Total Requirements		
\$30,748,190	\$21,690,870	\$146,410	\$ -	\$4,529,090	\$ 57,114,560	\$ (2,816,610)	\$ 10,449,260
-	-	-	-	-	-	3,865,870	3,865,870
52,800	1,200	-	-	-	54,000	-	-
-	-	-	-	-	-	-	-
53,000	80,980	98,030	-	-	232,010	62,990	669,990
-	-	-	-	-	-	103,000	430,000
244,580	3,000	-	-	54,000	301,580	1,420	219,420
267,220	6,000	-	-	-	273,220	-	-
394,950	169,170	9,000	1,790,000	22,500	2,385,620	186,470	464,850
404,920	2,360	-	1,059,000	-	1,466,280	(152,030)	1,005,070
-	-	-	-	-	-	28,500	28,500
-	750,000	-	-	-	750,000	72,000	72,000
498,780	224,600	-	-	-	723,380	3,500	3,500
171,430	-	-	-	-	171,430	-	-
-	-	-	-	-	-	500,000	4,600,000
-	-	-	-	-	-	21,000	170,000
-	-	-	-	-	-	102,500	102,500
411,680	14,573,980	-	-	84,020	15,069,680	12,710	12,710
\$33,247,550	\$37,502,160	\$253,440	2,849,000	\$4,689,610	78,541,760	1,991,320	22,093,670
2,359,930	11,151,870	40,000	4,433,000	102,170	18,086,970	(758,720)	2,584,560
-	1,066,370	-	-	-	1,066,370	483,630	2,042,630
-	1,046,470	-	-	-	1,046,470	(78,470)	(301,470)
-	250,000	-	-	-	250,000	33,000	1,285,000
482,320	1,057,560	375,040	-	-	1,914,920	242,100	2,521,100
-	2,055,040	-	-	-	2,055,040	-	1,955,040
94,010	242,480	117,100	-	-	453,590	(95,200)	908,800
338,350	1,465,450	22,000	-	15,000	1,840,800	50,580	96,580
914,680	7,183,370	514,140	-	15,000	8,627,190	635,640	8,507,680
\$ 36,522,160	\$ 55,837,400	\$ 807,580	\$ 7,282,000	\$ 4,806,780	\$ 105,255,920	\$ 1,868,240	\$ 33,185,910

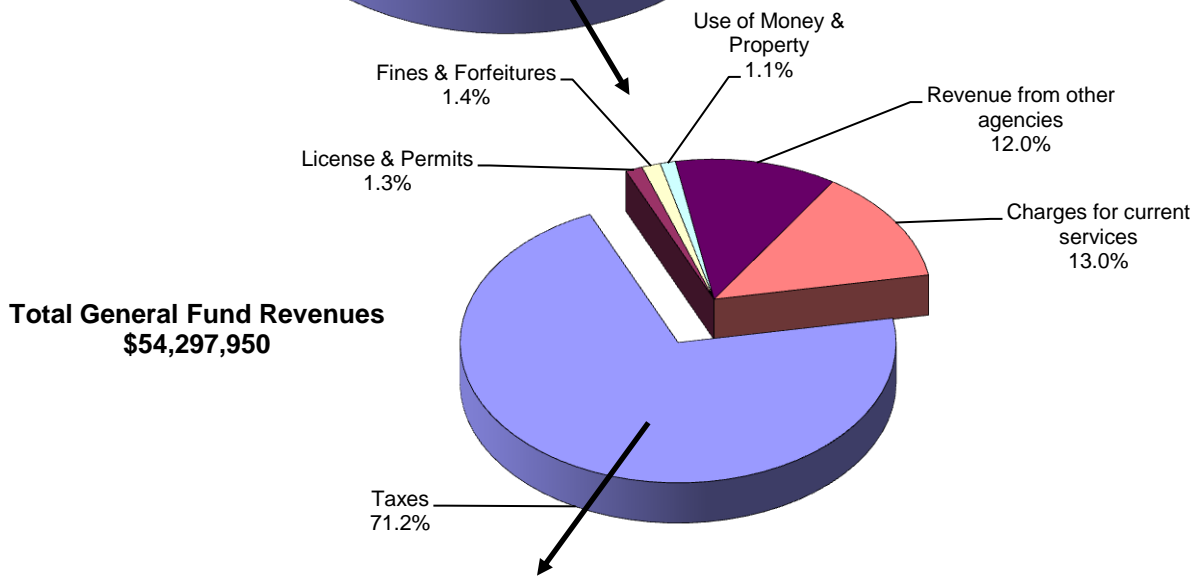
CITY OF BUENA PARK

Revised Budget
Fiscal Year 2013-14

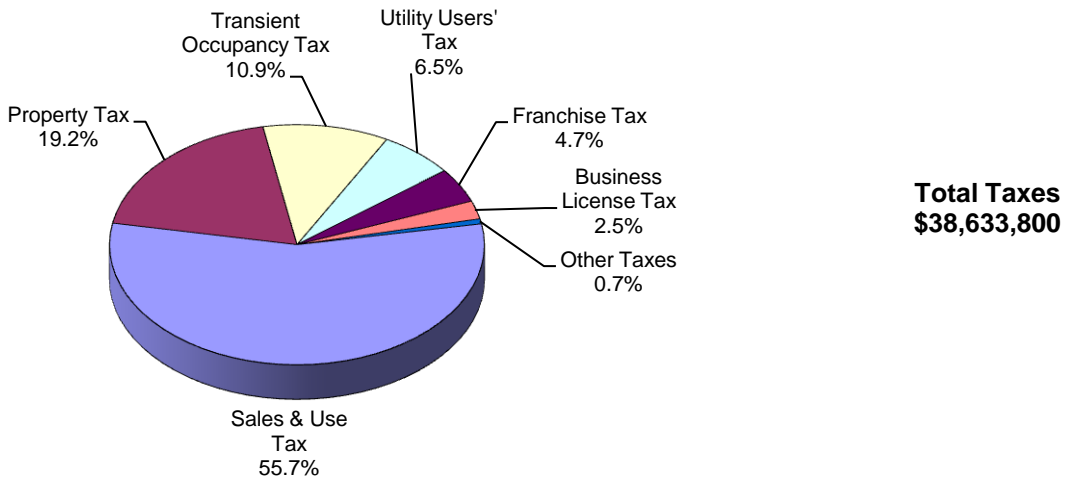
Revenues - Where it comes from



**Total City Revenues
\$107,124,160**



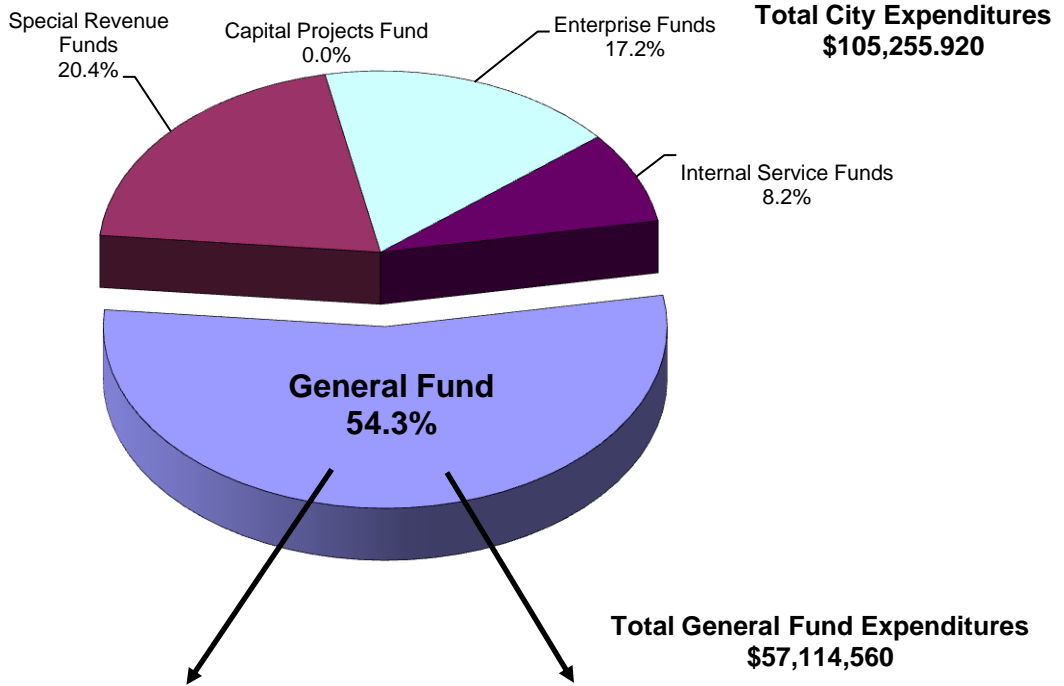
**Total General Fund Revenues
\$54,297,950**



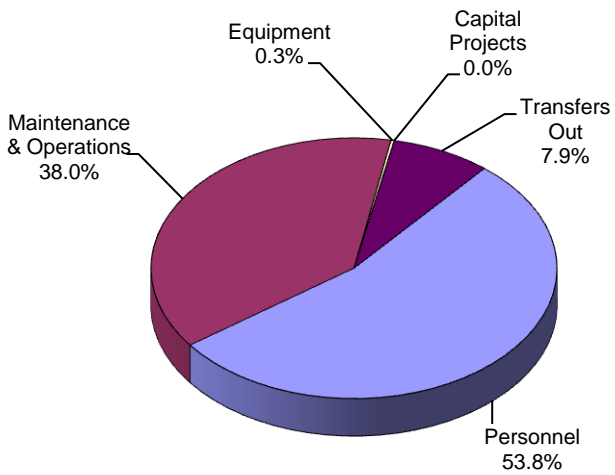
**Total Taxes
\$38,633,800**

CITY OF BUENA PARK
Revised Budget
Fiscal Year 2013-14

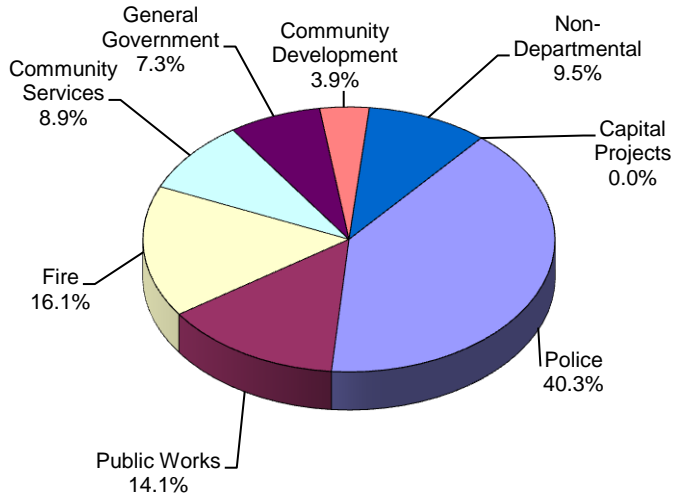
Expenditures - Where it goes



By Type



By Function



CITY OF BUENA PARK
Expenditure Recap by Fund and Activity
Fiscal Year 2013-14

	11	18	20	22	23	24	25	28	29	30	52	62
	<i>General</i>	<i>LLEBG</i>	<i>Asset</i>			<i>Gas</i>	<i>Measure</i>	<i>HOME</i>		<i>State</i>		<i>Workers' Comp</i>
<i>Department</i>	<i>Fund</i>	<i>Fund</i>	<i>Forfeiture</i>	<i>Prop 172</i>	<i>SLESF</i>	<i>Tax</i>	<i>M2</i>	<i>Def Loan</i>	<i>CDBG</i>	<i>OCATT</i>	<i>Water</i>	<i>Self-Ins</i>
			<i>Fund</i>	<i>Fund</i>	<i>Fund</i>	<i>Fund</i>	<i>Fund</i>	<i>Fund</i>	<i>Fund</i>	<i>Fund</i>	<i>Fund</i>	<i>Fund</i>
City Council	284,750											
City Manager	1,062,660											
Community Support Svcs	642,920											
City Attorney	169,070											
Human Resources/Risk Mgr	709,350											
City Clerk	415,140											
Finance	857,480											
Community Development	2,210,940											
Economic Development								750,000	723,380			
Fire Services	9,190,270											
Police Department	22,989,360											
Police Dept - Other Funds		54,000	232,010	301,580	273,220					171,430		
Water Enterprise											13,653,970	
Public Works	8,031,950					573,120	407,280					
Community Services	5,109,580											
Non-departmental	5,441,090					22,500						
Self-Ins Workers' Comp												1,066,370
Self-Ins Liability												
Internal Svc - Accrued Leave												
Equipment Maintenance												
Management Info Systems												
Facilities Maintenance												
Total Operating Budget	57,114,560	54,000	232,010	301,580	273,220	595,620	407,280	750,000	723,380	171,430	13,653,970	1,066,370
Capital Improvement Project:	-	-	-	-	-	1,790,000	1,059,000	-	-	-	4,433,000	-
TOTAL BUDGET	57,114,560	54,000	232,010	301,580	273,220	2,385,620	1,466,280	750,000	723,380	171,430	18,086,970	1,066,370

63	65	71	73	74	77	97					
<i>Liability Self-Ins Fund</i>	<i>Acc Leave Payout Fund</i>	<i>Equipment Maintenance Fund</i>	<i>Payroll Revolving Fund</i>	<i>Mngt Info Systems Fund</i>	<i>Facilities Maintenance Fund</i>	<i>Successor Agency Fund</i>	TOTAL	<i>Personnel</i>	<i>Maintenance & Operations</i>	<i>Equipment</i>	<i>Capital Improvement Projects</i>
							284,750	139,510	145,240	-	
							1,062,660	894,090	168,570	-	
							642,920	333,360	309,560	-	
							169,070	-	169,070	-	
							709,350	520,550	188,800	-	
							415,140	374,720	40,420	-	
							857,480	762,100	95,380	-	
							2,210,940	1,699,500	511,440	-	
						15,069,680	16,543,060	910,460	15,632,600	-	
							9,190,270	33,000	9,157,270	-	
							22,989,360	20,313,500	2,550,400	125,460	
							1,032,240	789,030	145,180	98,030	
							13,653,970	2,359,930	11,254,040	40,000	
							9,012,350	3,102,010	5,892,040	18,300	
							5,109,580	2,463,720	2,634,210	11,650	
			2,055,040				7,518,630	912,000	6,606,630	-	
							1,066,370	-	1,066,370	-	
1,046,470							1,046,470	-	1,046,470	-	
	250,000						250,000	250,000	-	-	
		1,914,920					1,914,920	482,320	1,057,560	375,040	
				453,590			453,590	94,010	242,480	117,100	
					1,840,800		1,840,800	338,350	1,480,450	22,000	
1,046,470	250,000	1,914,920	2,055,040	453,590	1,840,800	15,069,680	97,973,920	36,772,160	60,394,180	807,580	
-	-	-	-	-	-	-	7,282,000	-	-	-	7,282,000
1,046,470	250,000	1,914,920	2,055,040	453,590	1,840,800	15,069,680	105,255,920	36,772,160	60,394,180	807,580	7,282,000

CITY OF BUENA PARK
Comparison of General Fund Budget
For Fiscal Year 2013-14

	Adopted Budget 2013-14	Revised Budget 2013-14	Percent Increase/ (Decrease)
Estimated Operating Revenues	\$56,583,520	\$54,134,260	(4.33%)
Estimated Operating Expenditures	(54,598,370)	(52,585,470)	(3.69%)
Less:			
CDW Set Aside	(6,000,000)	(3,000,000)	(50.00%)
Transfers Out	(1,234,520)	(4,529,090)	266.87%
Capital Improvement Projects	<u>-</u>	<u>-</u>	
Add:			
Transfers In	<u>106,790</u>	<u>163,690</u>	53.28%
Estimated Fund Surplus (Deficit)	<u>(5,142,580)</u>	<u>(5,816,610)</u>	13.11%
Current vacant positions	2,200,000	1,503,000	
Projected vacant positions	-	-	
Revised deficit	<u><u>\$ (2,942,580)</u></u>	<u><u>\$ (4,313,610)</u></u>	
 <u>Expenditure Recap</u>			
Operating Expenditures	\$54,598,370	\$52,585,470	(3.69%)
Transfers Out	1,234,520	4,529,090	266.87%
Capital Improvement Projects	<u>-</u>	<u>-</u>	
Total General Fund Expenditures	<u><u>\$55,832,890</u></u>	<u><u>\$57,114,560</u></u>	2.30%

CITY OF BUENA PARK
Schedule of Transfers
Fiscal Year 2013-14

Transfers In	Transfers Out						Total
	General Fund	Prop 172	Gas Tax	Water	Facility Maint.	Successor Agency to RDA	
General Fund			\$ 7,500	\$ 72,170		\$ 84,020	\$ 163,690
Economic Development	\$ 3,365,870						3,365,870
LLEBG		\$ 54,000					54,000
Capital Projects	100,000						100,000
SLESF	173,220						173,220
Public Liab Ins	890,000		15,000	30,000	\$ 15,000		950,000
Total	\$ 4,529,090	\$ 54,000	\$ 22,500	\$ 102,170	\$ 15,000	\$ 84,020	\$ 4,806,780

**CITY OF BUENA PARK
SUMMARY OF POSITIONS
FISCAL YEARS 2011-12 TO 2013-14**

	APPROVED FY11-12	REVISED FY11-12	APPROVED FY12-13	APPROVED FY13-14	REVISED FY13-14
<u>CITY COUNCIL</u>					
COUNCILMEMBER	5	5	5	5	5
<u>CITY MANAGER</u>					
CITY MANAGER	1	1	1	1	1
DEPUTY CITY MANAGER	1	1	-	-	-
ECONOMIC DEVELOPMENT ADMINISTRATOR	-	-	-	-	1
PURCHASING MANAGER	-	-	1	1	1
PROJECT MANAGER	-	-	-	-	1
CVB DIRECTOR	1	1	1	1	1
ASSISTANT TO CITY MANAGER	-	-	1	1	1
COMMUNICATIONS & MARKETING MANAGER	1	1	1	1	1
ADMINISTRATIVE ANALYST	1	1	-	-	2
MANAGEMENT ASSISTANT	1	1	1	1	1
EXECUTIVE ASSISTANT	-	-	1	1	1
SECRETARY TO DEPARTMENT HEAD	-	-	-	-	1
BUYER I	-	-	1	1	1
STOREKEEPER	-	-	1	1	1
ADMINISTRATIVE SECRETARY	1	1	-	-	-
TOTAL	<u>7</u>	<u>7</u>	<u>9</u>	<u>9</u>	<u>14</u>
<u>INTERNAL SUPPORT SERVICES</u>					
HUMAN RESOURCES MANAGER	1	1	-	-	-
PURCHASING MANAGER	1	1	-	-	-
SENIOR HUMAN RESOURCES TECH	2	2	-	-	-
BUYER I	1	1	-	-	-
STOREKEEPER	1	1	-	-	-
SENIOR TYPIST CLERK	2	2	-	-	-
MAILROOM AIDE	1	1	-	-	-
TOTAL	<u>9</u>	<u>9</u>	<u>-</u>	<u>-</u>	<u>-</u>
<u>HUMAN RESOURCES AND RISK MANAGEMENT</u>					
DIRECTOR OF HUMAN RESOURCES & RISK MGT	-	-	1	1	1
SENIOR HUMAN RESOURCES ANALYST	-	-	1	1	1
HUMAN RESOURCES SPECIALIST	-	-	2	2	2
SENIOR TYPIST CLERK	-	-	1	1	1
MAILROOM AIDE	-	-	1	1	1
TOTAL	<u>-</u>	<u>-</u>	<u>6</u>	<u>6</u>	<u>6</u>
<u>CITY CLERK</u>					
CITY CLERK	1	1	1	1	1
DEPUTY CITY CLERK	1	-	-	-	-
ASSISTANT CITY CLERK	-	1	1	1	1
SENIOR SECRETARY	2	2	2	2	2
TOTAL	<u>4</u>	<u>4</u>	<u>4</u>	<u>4</u>	<u>4</u>
<u>FINANCE</u>					
DIRECTOR OF FINANCE	1	1	1	1	1
FISCAL SERVICES MANAGER	1	1	1	1	1
ACCOUNTANT	1	1	1	1	1
EXECUTIVE SECRETARY	1	1	-	-	-
SENIOR ACCOUNTING TECHNICIAN	1	1	1	1	1
ACCOUNTING TECHNICIAN	1	1	1	1	1
SENIOR ACCOUNT CLERK	2	2	2	2	2
ACCOUNT CLERK	5	5	5	5	5
TOTAL	<u>13</u>	<u>13</u>	<u>12</u>	<u>12</u>	<u>12</u>
<u>COMMUNITY DEVELOPMENT SERVICES</u>					
DIRECTOR OF COMMUNITY DEVELOPMENT	1	1	1	1	1
BUILDING MANAGER	1	1	1	1	1
PLANNING MANAGER	1	1	1	1	1
NEIGH IMP/CODE ENFORC MANAGER	1	1	1	1	-
CODE ENFORCEMENT SUPERVISOR	-	-	-	-	1
SENIOR BUILDING/PLAN CHECKER	1	1	1	1	1

**CITY OF BUENA PARK
SUMMARY OF POSITIONS
FISCAL YEARS 2011-12 TO 2013-14**

	APPROVED FY11-12	REVISED FY11-12	APPROVED FY12-13	APPROVED FY13-14	REVISED FY13-14
<u>COMMUNITY DEVELOPMENT SERVICES (CONT'D)</u>					
SENIOR PLANNER	1	1	1	1	1
SENIOR CODE ENFORCEMENT OFFICER	1	1	1	1	-
BUILDING INSPECTOR	1	1	1	1	1
ASSISTANT/ASSOCIATE PLANNER	2	2	1	1	1
CODE ENFORCEMENT OFFICER	2	2	2	2	2
SECRETARY TO DEPARTMENT HEAD	1	1	1	1	1
SENIOR SECRETARY	1	1	1	1	1
PERMIT TECHNICIAN	1	1	1	1	1
PERMIT TECHNICIAN PPT	1	1	1	1	1
SENIOR TYPIST CLERK	1	1	1	1	1
SENIOR TYPIST CLERK PPT	1	1	-	-	-
BUILDING INSPECTOR TECH	1	1	1	1	1
TOTAL	<u>19</u>	<u>19</u>	<u>17</u>	<u>17</u>	<u>16</u>
<u>ECONOMIC DEVELOPMENT SERVICES</u>					
DIRECTOR OF ECONOMIC DEVELOPMENT	1	1	-	-	-
ASSISTANT ECON. DEVELOPMENT DIRECTOR	1	1	-	-	-
ECONOMIC DEVELOPMENT MANAGER	-	-	-	-	-
PROJECT MANAGER	1	1	1	1	-
ADMINISTRATIVE ANALYST	2	2	2	2	-
PLANNING ASST/CDBG COORDINATOR	-	-	-	-	-
REDEVELOPMENT HOUSING COORD	1	1	-	-	-
SENIOR HOUSING IMPROV SPECIALIST	1	1	-	-	-
SECRETARY TO DEPARTMENT HEAD	1	1	1	1	-
HOUSING TECHNICIAN	1	1	-	-	-
TOTAL	<u>9</u>	<u>9</u>	<u>4</u>	<u>4</u>	<u>-</u>
<u>POLICE</u>					
POLICE CHIEF	1	1	1	1	1
POLICE CAPTAIN	2	2	2	2	2
POLICE LIEUTENANT	6	6	6	6	6
POLICE SERGEANT	14	14	13	13	13
POLICE CORPORAL	20	20	20	20	20
POLICE OFFICER	50	50	47	47	47
POLICE RECORDS SUPERVISOR	1	1	-	-	-
DATABASE ADMINISTRATOR	1	1	1	1	1
TRAINING COORDINATOR	1	1	-	-	-
LEAD DISPATCHER	2	2	2	2	2
SENIOR JAILER	1	1	1	1	-
COMPUTER SPECIALIST	1	1	1	1	1
FORENSIC SPECIALIST	3	3	3	3	3
POLICE DISPATCHER	8	8	8	8	8
JAILER	4	4	4	4	-
PROPERTY TECHNICIAN	1	1	1	1	1
SECRETARY TO CHIEF	1	1	1	1	1
SENIOR SECRETARY	1	1	1	1	1
LEAD RECORDS CLERK	-	-	1	1	1
INVESTIGATIVE AIDE	2	2	2	2	2
POLICE SERVICE OFFICER	3	3	3	3	3
SENIOR ACCT CLERK	1	1	1	1	1
TRANSCRIPTION SPECIALIST	1	1	-	-	-
POLICE RECORDS CLERK	14	14	9	9	9
PARKING ENF SPECIALIST	3	3	3	3	3
CUSTODIAN	1	-	-	-	-
TOTAL	<u>143</u>	<u>142</u>	<u>131</u>	<u>131</u>	<u>126</u>
<u>PUBLIC WORKS</u>					
DIRECTOR OF PUBLIC WORKS/CITY ENGINEER	1	1	1	1	1
DEPUTY CITY ENGINEER	1	1	1	1	1
FIELD OPERATIONS MANAGER	1	1	1	1	1
TRAFFIC & TRANSPORTATION MANAGER	1	1	1	1	1
ASSOCIATE ENGINEER	1	1	1	1	2
SENIOR MANAGEMENT ANALYST	1	1	1	1	1

**CITY OF BUENA PARK
SUMMARY OF POSITIONS
FISCAL YEARS 2011-12 TO 2013-14**

	APPROVED FY11-12	REVISED FY11-12	APPROVED FY12-13	APPROVED FY13-14	REVISED FY13-14
<u>PUBLIC WORKS (CONT'D)</u>					
UTILITIES MANAGER	-	1	1	1	1
STREET MAINTENANCE SUPERINTENDENT	1	1	1	1	1
WATER/SEWER MAINT SUPERINTENDENT	1	-	-	-	-
FACILITIES MAINTENANCE SUPERINTENDENT	1	1	-	-	-
FACILITIES MAINTENANCE SUPERVISOR	-	-	1	1	1
EQUIPMENT MAINTENANCE SUPERINTENDENT	1	1	-	-	-
EQUIPMENT MAINTENANCE SUPERVISOR	-	-	1	1	1
ASSISTANT ENGINEER	4	4	4	4	4
SENIOR PUBLIC WORKS INSPECTOR	1	1	1	1	1
PUBLIC WORKS INSPECTOR	2	2	2	2	2
WATER QUALITY INSPECTOR	1	1	1	1	1
TRAFFIC SIGNAL TECH II	1	1	-	-	-
LEAD EQUIPMENT MECHANIC	1	1	1	1	1
SR. ENVIRONMENTAL INSPECTOR	1	1	1	1	1
ENVIRONMENTAL INSPECTOR	1	1	1	1	1
PUBLIC WORKS MAINT LEADER	3	3	4	4	4
TRAFFIC PAINT CREW LEADER	1	1	1	1	1
WATER SERVICES TECHNICIAN III	6	6	5	5	5
EQUIPMENT MECHANIC	3	3	3	3	3
ENGINEERING TECHNICIAN II	1	1	1	1	-
GIS SPECIALIST	-	1	1	1	1
ENGINEERING TECHNICIAN I	2	1	1	1	-
SENIOR TRAFFIC PAINTER	1	1	1	1	1
FACILITIES MAINTENANCE TECHNICIAN	1	1	1	1	1
SENIOR PUB WORKS MAINT EMP	5	5	6	6	6
WATER SERVICES TECHNICIAN II	3	3	2	2	2
EXECUTIVE SECRETARY	-	-	1	1	1
SECRETARY TO DEPT HEAD	2	2	-	-	-
ADMINISTRATIVE SECRETARY	-	-	1	1	1
EQUIPMENT MAINTENANCE EMPLOYEE	1	1	-	-	-
TRAFFIC SIGNAL TECH I	1	1	-	-	-
PUBLIC WORKS MAINT EMPLOYEE	7	7	9	9	9
WATER SERVICES TECHNICIAN I	7	7	6	6	6
FACILITIES MAINTENANCE EMPLOYEE	2	2	-	-	-
FACILITIES MAINTENANCE EMPLOYEE PPT	1	1	1	1	1
PERMIT TECHNICIAN	1	1	1	1	1
SENIOR TYPIST CLERK	2	2	1	1	1
PUBLIC WORKS MAINT HELPER PPT	3	3	1	1	1
TOTAL	75	75	68	68	67
<u>COMMUNITY SERVICES</u>					
DIRECTOR OF REC & COMM SVCS	1	1	1	1	1
PARKS & FACILITIES MANAGER	1	1	-	-	-
PARKS & RECREATION MANAGER	-	-	1	1	1
COMMUNITY SERVICES SUPERVISOR	3	3	2	2	2
SECRETARY TO DEPARTMENT HEAD	1	1	1	1	1
PUBLIC WORKS MAINT LEADER	3	3	1	1	1
SENIOR PUB WORKS MAINT EMP	-	-	1	1	1
PUBLIC WORKS MAINT EMPLOYEE	1	1	1	1	1
CUSTODIAN	1	1	1	1	1
BUS OPERATOR/SCHEDULER	1	1	1	1	1
SENIOR PUBLIC WORKS MAINT HELPR PPT	2	2	-	-	-
PUBLIC WORKS MAINT HELPER PPT	5	5	3	3	3
SENIOR OUTREACH WORKER	1	1	1	1	1
RECREATION COORDINATOR	4	4	4	4	4
SENIOR TYPIST CLERK	2	2	1	1	1
TOTAL	26	26	19	19	19
TOTAL CITY	310	309	275	275	269

**CITY OF BUENA PARK
SUMMARY OF POSITIONS
FISCAL YEARS 2011-12 TO 2013-14**

	<u>APPROVED FY11-12</u>	<u>REVISED FY11-12</u>	<u>APPROVED FY12-13</u>	<u>APPROVED FY13-14</u>	<u>REVISED FY13-14</u>
<u>VACANT POSITIONS</u>					
ADMINISTRATIVE SECRETARY	(1)	(1)	-	-	-
SENIOR HUMAN RESOURCES TECH	(1)	(1)	-	-	-
HUMAN RESOURCES SPECIALIST	-	-	(1)	(1)	(1)
MAILROOM AIDE	-	-	(1)	(1)	(1)
DEPUTY CITY CLERK	(1)	-	-	-	-
SENIOR SECRETARY	-	(1)	(1)	(1)	(1)
EXECUTIVE SECRETARY	(1)	(1)	-	-	-
SENIOR ACCOUNTING TECHNICIAN	(1)	-	-	-	-
ACCOUNT CLERK	-	(1)	(1)	(1)	(1)
NEIGHBORHOOD IMPROV/CODE ENFORCE MGR	-	-	(1)	(1)	-
SENIOR BUILDING/PLAN CHECKER	(1)	(1)	(1)	(1)	-
ASSISTANT PLANNER	-	(1)	-	-	-
SENIOR TYPIST CLERK PPT	-	(1)	-	-	-
POLICE CAPTAIN	(1)	(1)	(1)	(1)	-
POLICE LIEUTENANT	(1)	(2)	(2)	(2)	(2)
POLICE SERGEANT	-	-	-	-	(1)
POLICE CORPORAL	(1)	(1)	(2)	(2)	(2)
COMPUTER SPECIALIST	-	(1)	-	-	-
POLICE DISPATCHER	(1)	-	-	-	-
JAILER	(1)	-	-	-	-
POLICE SERVICE OFFICER	(1)	(1)	(1)	(1)	(1)
PARKING ENF SPECIALIST	(1)	(1)	(1)	(1)	(1)
POLICE RECORDS CLERK	(2)	(2)	-	-	-
CUSTODIAN	(1)	-	-	-	-
UTILITIES MANAGER	-	(1)	-	-	-
STREET MAINTENANCE SUPERINTENDENT	(1)	-	-	-	-
WATER QUALITY INSPECTOR	(1)	-	-	-	-
ENGINEERING TECH II	-	-	(1)	(1)	-
LEAD EQUIPMENT MECHANIC	(1)	-	-	-	-
EQUIPMENT MECHANIC	-	(1)	(1)	(1)	(1)
ENVIRONMENTAL INSPECTOR	(1)	(1)	(1)	(1)	-
PUBLIC WORKS INSPECTOR	-	-	-	-	(1)
WATER SERVICES TECHNICIAN III	(1)	-	-	-	-
WATER SERVICES TECHNICIAN II	-	(1)	(1)	(1)	-
SECRETARY TO DEPT HEAD	(1)	(1)	-	-	-
PUBLIC WORKS MAINT LEADER	(2)	(3)	(1)	(1)	(1)
PUBLIC WORKS MAINT EMPLOYEE	-	(3)	(3)	(3)	(2)
PUBLIC WORKS MAINT HELPER PPT	(2)	(2)	-	-	-
SENIOR TYPIST CLERK	(1)	(1)	-	-	-
	<u>(27)</u>	<u>(31)</u>	<u>(21)</u>	<u>(21)</u>	<u>(16)</u>
REVISED TOTAL CITY	<u>283</u>	<u>278</u>	<u>254</u>	<u>254</u>	<u>253</u>